



ATTITUDE

DESIGN FOR LIVING

 **LANDMARK**
CERAMICS

LANDMARK

CONTEMPORARY

"Contemporary" is a gathering of porcelain tile collections for floors and walls that draws inspiration from modern living trends. Different materials allow for expression with renewed personality the soul of architecture interior design with a new mood. The "Landmark Contemporary" porcelain tiles feature different surface look that coexists together with other materials while the space is decorated with the latest trends and metropolitan characteristics.


A new landmark in the ceramic industry

Landmark Ceramics is an American company, based in Tennessee that has set out to research, manufacture and sell top quality porcelain ceramics in North America, taking advantage of the proven experience of the Gruppo Concorde, an international leader in the sector. Technological innovation, market presence, attention to detail, the welfare of people and the environment, efficient service and a thorough product range make Landmark a new benchmark in the North American market for those who are looking for a reliable partner for any building and architecture project using US Made top quality porcelain tiles.

ATTITUDE

DESIGN FOR LIVING

Inspired by the metropolitan characteristics of cement, Attitude porcelain tiles anticipate exclusive trends for interior design thanks to their soft finish and delicate shades of color. The design project is enhanced by the hexagonal shapes and vintage decorative elements, recovering the tradition of cementine tiles reinterpreting it in a modern way.



LEARN MORE ABOUT



YOUR ESSENTIAL EMOTIONS

In the post-industrial loft the **minimal character** of Attitude underlines every design detail. The feel of the delicate and lived-in surface reveals its versatility in combination with the cutting edge cementine tiles in a contemporary interpretation.

PROJECT

FLOOR DESIGN
Attitude Calm Brown - 24"x24"
Attitude Flower Deco Warm - 12"x24"





The minimal surface meets amazing cementine tiles that radiate a delicate Liberty style.



ORIGINAL ATTITUDE

PROJECT

FLOOR DESIGN

Attitude Calm Brown - 24"x24"

Attitude Flower Deco Warm - 12"x24"

PROJECT

FLOOR DESIGN

Attitude Warm Sand - 12"x24"

WALL DESIGN

Attitude Decò - 8.5"x10"

MINIMAL ATTITUDE

The modern feel is exalted by hexagonal motifs.



STARTING FROM CREATIVITY

The soft and material surface of Attitude enhances the contemporary space. The creative and industrial character dictates the style of appealing spaces for an original design rich in combinations.

PROJECT

FLOOR DESIGN

Attitude Simply Grey - 24"x24" | 12"x24"

WALL DESIGN

Attitude Simply Grey - 12"x24"





CITYLIFE ATTITUDE



The shades are reminiscence of industrial cement with hints of natural terracotta-cement.

PROJECT

FLOOR DESIGN
Attitude Simply Grey
24"x24" | 12"x24"
WALL DESIGN
Attitude Simply Grey - 12"x24"



TRENDY ATTITUDE

The soft ceramic surface, expressive and delicate, is in perfect harmony with [contemporary style](#).

PROJECT

FLOOR DESIGN

Attitude Dark Grey - 24"x24"



PROJECT


FLOOR DESIGN

Attitude Light White - 24"x24"

Attitude Light White - Warm Sand - Simply Grey - 8.5"x10"

DIFFERENT ATTITUDE

The hexagon pattern creates a fusion between **past and present** planning the living space design of the future.



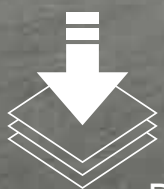
ATTITUDE

COLORED BODY PORCELAIN TILE - Rectified Monocaliber

FEATURES AND BENEFITS



FADING RESISTANT
stable chromatically over time



DOESN'T BEND
hard and compact



ECO-FRIENDLY AND SAFE



PET FRIENDLY
dog and cat nails proof



RESISTANT TO FROST
snow and ice proof



FLOOR HEAT FRIENDLY



RESISTANT TO ACID



EASY TO KEEP CLEAN

VOC FREE

NO VOC
volatile organic compound



WATER PROOF
doesn't absorb



FIRE PROOF
doesn't burn or smoke

ATTITUDE

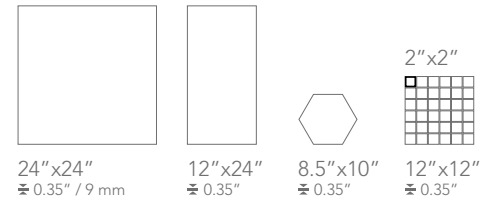
SIZES 24"x24" / 12"x24" / 8.5"x10" / 12"x12"

COLORED BODY PORCELAIN TILE - Rectified Monocaliber


LIGHT WHITE



Available sizes



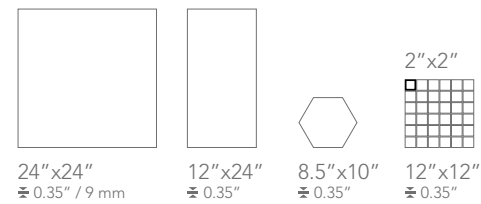
Color shading



WARM SAND



Available sizes



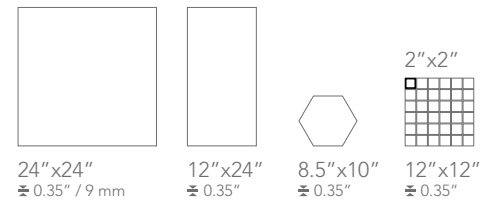
Color shading



SIMPLY GREY



Available sizes



Color shading

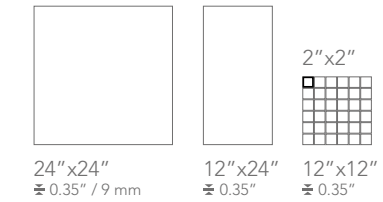


SIZES 24"x24" / 12"x24" / 8.5"x10" / 12"x12"


CALM BROWN



Available sizes



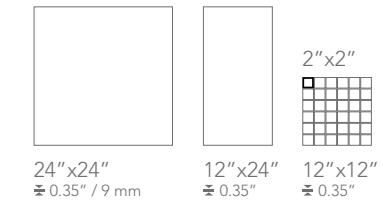
Color shading




DARK GREY



Available sizes



Color shading



The colour of tiles printed in this catalogue may differ from actual tiles. Tile color reproductions in this catalogue are representative only. Slight tone and shade variations are inherent in porcelain tiles. Before selecting a colour, we recommend that you contact your local representative, who will provide you with a sample piece of the requested tile.

This porcelain tile product is manufactured with a V1 shade variation. Remember that the amount of colour as well as the texture of each piece may vary from tile to tile. Inspect the product immediately upon delivery and select tiles from many boxes during installation to minimize and blend any possible colour difference.

Color Shading





Decò •
8.5"x10"

Matching with



8.5"x10"
± 0.35" / 9 mm



Fabric •
8.5"x10"

Matching with



8.5"x10"
± 0.35" / 9 mm


• Unrectified

COLORED BODY PORCELAIN TILE - Rectified Monocaliber



Geometric Deco Warm
24"x24"

Matching with



Geometric Deco Cold
24"x24"

Matching with



Flower Deco Warm
12"x24"

Matching with



Flower Deco Cold
12"x24"

Matching with



MOSAICS




Light White
Mosaic A 2"x2"
12"x12"




Warm Sand
Mosaic A 2"x2"
12"x12"



Simply Grey
Mosaic A 2"x2"
12"x12"



Calm Brown
Mosaic A 2"x2"
12"x12"



Dark Grey
Mosaic A 2"x2"
12"x12"

2"x2"



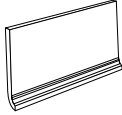
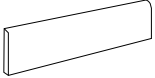
12"x12"
± 0.35" / 9 mm

ATTITUDE

TRIM TILES

INFORMATION

COLORED BODY PORCELAIN TILE - Rectified Monocaliber

	COVE BASE  6"x12"	BULLNOSE  3"x24"
LIGHT WHITE	•	•
WARM SAND	•	•
SIMPLY GREY	•	•
CALM BROWN	•	•
DARK GREY	•	•

RECOMMENDED USE

Attitude is recommended for indoor floors, walls, countertops, and outdoor walls in commercial and residential application. The use of Attitude is not recommended for outdoor application or horizontal exterior surfaces. Landmark recommends an offset no greater than 30%, If a staggered pattern is required for tiles of 20" inches or longer.

CARE AND MAINTENANCE

Do not apply any wax or sealer to the product after installation. Regular cleaning is the best way to keep Attitude tiles looking good. Use clean, hot water (add household cleaner for more aggressive cleaning). Rinse thoroughly and dry with a soft cloth to prevent water spots. Please visit lcusa.com. For further information regarding the care and maintenance of Landmark products.

WARRANTY










Landmark guarantees that its products will meet or exceed the performance specifications set out in ANSI A137.1- 2012 and in the performance specifications section of the Landmark general catalogue. For more information, please visit our website at lcusa.com.



ATTITUDE

TILE PERFORMANCE DATA

COLORED BODY PORCELAIN TILE - Rectified Monocaliber

PHYSICAL PROPERTIES	TEST ASTM	NORTH AMERICAN STANDARD A137.1*	RESULTS
 Water absorption *	C373	≤ 0.5%	COMPLY WITH ANSI A137.1
 DCOF Average dynamic coefficient of friction **	BOT 3000 test	≥ 0.42	≥ 0.42
 Resistance to freeze/thaw cycling *	C1026	As reported	RESISTANT
 Warpage (edge)	C485	Warpage ± 0.4% or ± 0.05 in	COMPLY WITH ANSI A137.1
 Warpage (diagonal)	C485	Warpage ± 0.4% or ± 0.07 in	COMPLY WITH ANSI A137.1
 Wedging	C502	± 0.25% or ± 0.03 in	COMPLY WITH ANSI A137.1
 Chemical resistance	C650	As reported	UNAFFECTED
 Breaking strength	C648	250 lbf or greater	COMPLY WITH ANSI A137.1
 Thickness	C499	Range: 0.04 in	COMPLY WITH ANSI A137.1

* Average values referred to our production and related to the matt finish of the product.

** As far as values relating to the matt finish of the product and to tests carried out by certified external laboratories whose results are available upon request at Headoffice, we are willing to check the lot you are interested in purchasing.

- Be sure to use tiles belonging to the same caliber.
- Test results are available on request.
- Landmark tiles can be slippery when wet. We recommend to make sure that the surface is always dry.
- The information provided can be subject to change. Please refer to lcusa.com for the latest, most accurate and up-to-date information.



SIMPLY GREY
CALM BROWN
DARK GREY





LANDMARK
CERAMICS

Landmark Ceramics - UST, Inc.
1427 N. Main Street
Mount Pleasant, TN 38474

Tel. 931.325.5700

www.lcusa.com

LEARN MORE ABOUT

